
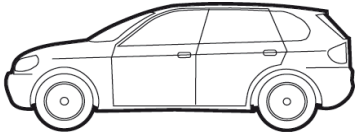





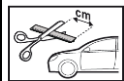
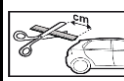
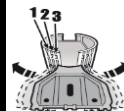
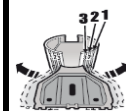
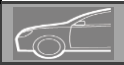



		FIX506FP					50000910002			
		FIXGAN57FP					Last add		12/10/2017	
				A 	B 		D1 Front 	D2 Rear 	B1 Front 	B2 Rear 
										
BRAND	MODEL	DOORS	YEAR				D1 Front	D2 Rear	B1 Front	B2 Rear
FIAT	Multipla	5	98>03	X		6x25	7,4	4,9	2	2
FIAT	Multipla II	5	04>10	X		6x25	7,4	4,9	2	2
INFINITY	Q30	5	16>	X		6x25	11,1	7,7	1	2
MERCEDES	A (W176)	5	13>	X		6x30	11,4	7,6	2	2
MERCEDES	B (W246)	5	12>14	X		6x30	12,9	10,4	2	2
MERCEDES	B (W246)	5	15>	X		6x30	12,9	10,4	2	2
MERCEDES	CLA (C117)	4	13>15	X		6x30	10,4	9,1	2	1
MERCEDES	CLA (C117)	4	15>	X		6x30	10,9	9,6	1	1
MERCEDES	CLA Shooting Brake (X117)	5	15>	X		6x30	10,9	7,4	1	2
MERCEDES	GLE Coupé (C292)	5	15>	X		6x30	6,9	9,9	2	2